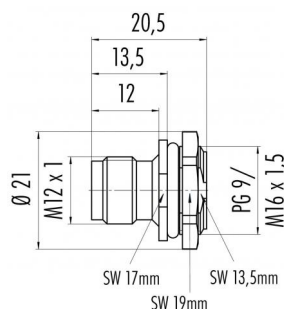


Product description	<b>M12-B male panel mount connector, Contacts: 4, not shielded, solder, IP67, UL, M16x1.5</b>
Area	<b>M12-B series 766</b>
Order number	<b>86 4333 1002 00004</b>

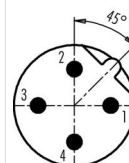
### Illustration



### Scale drawing



### Contact arrangement (Plug-in side)



	X	Y
1	2,50	0,00
2	0,00	2,50
3	-2,50	0,00
4	0,00	-2,50

- 1 brown
- 2 white
- 3 blue
- 4 black

You can find the assembly instructions on the next page.

## Technical data

### General values

Notice	Please note that, due to the change from the old to the new order number, there may be deviations in the technical specifications. For questions about product details, please use the 'Contact Customer Service' form on the right.
Connector design	male panel mount connector
Connector locking system	screw
Termination	solder
Wire gauge (mm)	0.25 mm <sup>2</sup>
Wire gauge (AWG)	24
Upper limit temperature	85 °C
Lower limit temperature	- 40 °C
Customs tariff number	85369010
Packaging Unit	250

### Cable data

Approval 1	UL
------------	----

### Electrical values

Rated current (40 °C)	4 A
Rated voltage	250 V
Rated impulse voltage	2500 V
Pollution degree	3
Overvoltage category	II
Insulating material group	II
Insulation resistance	> 10 <sup>8</sup> Ω
EMC compliance	not shielded
Degree of protection	IP67
Mechanical operation	> 100 Mating cycles

### Material


Contact material	CuZn (brass)
Contact plating	Au (gold)
Contact body material	PA
Housing material	PA
REACH SVHC	CAS 7439-92-1 (Lead)

Product description **M12-B male panel mount connector, Contacts: 4, not shielded, solder, IP67, UL, M16x1.5**

Area **M12-B series 766**

Order number **86 4333 1002 00004**

## Assembly instructions / Panel cut-out



Product description	<b>M12-B male panel mount connector, Contacts: 4, not shielded, solder, IP67, UL, M16x1.5</b>
Area	<b>M12-B series 766</b>
Order number	<b>86 4333 1002 00004</b>

## Security notices

The connector must not be connected or separated under load. Non-observance and incorrect use can result in personal injury.

The connectors are designed for use in plant, control system and electrical equipment. The end user is responsible for checking whether the connectors are suitable for use in other applications.

Connectors with degree of protection IP 67 and IP 68 are not suitable for use under water. When used outdoors, the connectors must be separately protected against corrosion. For further information about IP degrees of protection refer to 'Technical support' in the Download Centre.